

LED

# AQUAS 2 BY FORUM

The **AQUAS 2** series by FORUM is a line of extruded aluminum rectilinear luminaires approved for wet location, allowing for design consistency throughout wet and dry locations. The 2 is a 2 3/8" wide housing with a 1 7/8" aperture. Multiple mounting configurations are available including rigid stem, surface as well as wall mounted.

**AQUAS 2** can be lamped with LED.

JOB: \_\_\_\_\_ TYPE: \_\_\_\_\_

LAMPING OPTIONS  
AT A GLANCE:



## ORDERING CODE

		Indirect	Direct	Indirect	Direct												
		LED / LED		X													
DISTRIBUTION	PROFILE	LAMPING		SHIELDING	MOUNTING	LENGTH	VOLTAGE	FINISH	OPTION 1	OPTION 2	OPTION 3						
AQD Direct	32 3 3/4" height*	65 650 lm/ft 6.5 input watts/ft*	27 2700k temp 93.5% special order option	SAT Satin Lens*	H Stem Mount *	2 3' 2' 3'	120V	WH White	F Fusing	EMLED LED battery pk							
AQU Indirect	42 4 3/4" height	95 950 lm/ft 9.5 input watts/ft*	30 3000k temp 95.2%	WOL White Opal Lens*	S Surface Mount	4 5' 4' 5'	277V	SV Silver	90 CRI 90 CRI	SW Separate Switch							
AQUD Direct/Indirect	62 6 3/4" height	*assumes 4000k w/ satin lens  Lumen Multiplier = % of 4000K  Consult factory for limitations	35 3500k temp 96.8%  40 4000k temp 100%  50 5000k temp 103%  Custom Output (min 430/max 1350 lm/ft)	CFA Clear Frosted Acrylic**  *Direct Only **Indirect Only	W Wall Bracket Mount  *Spec. stem length:	6 7' 6' 7'  8 8'  Spec. run length:  Standard run length in even foot increments.  Individual units cannot be joined in field to create runs.	UNV Universal	BK Black  CC Custom Color Provide custom color RAL#:	DIMMING OPTIONS		D10V 0-10V dimming 1% power class	DLA2 Lutron Hi-Lume 1% 2-wire LED driver (120V forward phase only)	DLA3 Lutron Hi-Lume 1% 3-wire LED driver	DLA5 Lutron Hi-Lume 1% EcoSystem LED driver	DLE55 Lutron 5-Series EcoSystem LED driver	DALI Digitally Addressable Lighting Interface	DIM Dimming  Please specify dimming manufacturer/model (if required)

## PROFILE DRAWINGS

## SPECIFICATIONS

**LISTING** All fixtures bare an AFL-CIO/IBEW union label and are UL listed for wall and mounting and wet location rated.

**DRIVER** 120V, 277V, and Universal Voltage available standard. Five year warranty. Please consult factory for special driver requirements.

**SHIELDING** Satin, clear frosted, and white opal lenses are snap in.

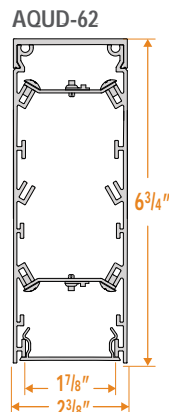
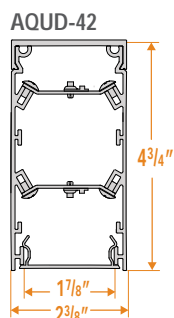
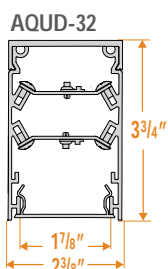
**MOUNTING** The Aquas 2 fixture can be mounted in various orientations including wall mount, stem mount, and surface mount. Please see supplemental documentation for mounting details.

**HOUSING** Consists of a single solid 6063-T5 extruded alloy profile. Built in individual pieces up to 8 ft in length. Individual fixtures cannot be joined in field to form continuous runs. Fixtures longer than 8 ft must be ordered as continuous runs.

**GEARTRAY / REFLECTOR** Integrated geartray and reflector made from .040" aluminum in a pre-paint white finish. Fully wired unit remains completely accessible from below via ballast panel.

**END FITTING** Applied end fitting is a standard .375" machined aluminum piece with concealed fasteners.

**LED SYSTEM** Forum utilizes a tunable LED system capable of supplying between 430-1350 lumens per foot. To specify specific lumen output other than standard 950 or 650, drop the last digit of the per foot lumen output desired, i.e. 400lm/ft. = 40LED35



\* Forum reserves the right to change this information at any time. UPDATED 06/05/17

† Dimensions provided as general information. Please see shop drawings for specific rough-in dimensions.